


topview



勝品電通(6556) Topview Optronics Corp.

2025年第二季營運簡報

Investor Conference : 2025 Q2 Results

2025年9月12日 Sep. 12, 2025

投資人關係聯絡人 Investor Services :

- 林貞宏總經理 Sadahiro Lin General Manager.
- 吳聲芳財會主管 Sinfon Wu Financial & Accounting Officer

電話 TEL : (03)362-8528

www.topviewcorp.com

議程 Agenda

一、2025年第二季財務結果及業務摘要

2Q25 Financial Results and Business Summary

吳聲芳 財會主管

Sinfon Wu Financial & Accounting Officer

二、營運概況與未來展望

Business Update and Outlook

林貞宏 總經理

Sadahiro Lin General Manager

三、線上提問

Q & A

免責聲明 Safe Harbor Notice

- 本次法說會提供之簡報包含前瞻性陳述，內容包含本公司財務狀況、未來擴張計劃及公司策略等訊息。此前瞻性陳述係基於本公司目前可得資訊對未來事件的期望和預測，儘管本公司認為該期望和預測具合理性，但此類前瞻性聲明仍涉及風險及不確定性。
- 鑑於這些風險、不確定性及假設，前瞻性事件可能不會發生，且本公司實際結果可能與這些前瞻性聲明中的預期存在重大差異。若因未來實際結果與預期狀況有重大差異，須公開更新或修改任何前瞻性陳述，本公司將不承擔此責任。
- We have made forward-looking statements in the presentation. Our forward-looking statements contain information regarding, among other things, our financial conditions, future expansion plans and business strategies. We have based these forward-looking statements on our current expectations and projections about future events. Although we believe that these expectations and projections are reasonable, such forward-looking statements are inherently subject to risks, uncertainties, and assumptions about us.
- We undertake no obligation to publicly update or revise any forward-looking statements whether as a result of new information, future events or otherwise. In light of these risks, uncertainties, and assumptions, the forward-looking events might not occur and our actual results could differ materially from those anticipated in these forward-looking statements.

2025年第二季財務結果及業務摘要

2025 Q2 Financial Results and Business Summary



合併綜合損益表摘要 (Quarterly) Consolidated Statement of Comprehensive Income (Quarterly)

單位：新台幣仟元

Unit : NT\$ Thousand

	2025 Q2		2024 Q2		YoY		2025 Q1		QoQ	
	amt	g%	amt	g%	amt	g%	amt	g%	amt	g%
銷貨淨額 Net Sales	322,729	100%	479,941	100%	(157,212)	-33%	356,793	100%	(34,064)	-10%
營業成本 Cost of Goods Sold	(215,800)		(296,628)		80,828	-27%	(222,414)		6,614	-3%
營業毛利 Gross Margin	106,929	33%	183,313	38%	(76,384)	-5 ppts	134,379	38%	(27,450)	-5 ppts
營業費用 Operating Expenses	(58,594)	-18%	(75,845)	-15%	17,251	-23%	(59,612)	-17%	1,018	-2%
營業淨利 Operating Income	48,335	15%	107,468	23%	(59,133)	-8 ppts	74,767	21%	(26,432)	-5 ppts
營業外收入及支出 Net non-operating Income	(11,367)		6,182		(17,549)	-284%	3,490		(14,857)	-426%
稅前純益 Profit (Loss) before Tax	36,968	11%	113,650	24%	(76,682)	-67%	78,257	22%	(41,289)	-53%
稅後純益 Net Income	30,748	9%	95,410	20%	(64,662)	-11 ppts	57,141	16%	(26,393)	-7 ppts
歸屬於母公司本期淨利(損) Net Income attributable to Topview	31,338	9%	88,892	19%	(57,554)	-65%	57,263	16%	(25,925)	-45%
基本每股盈餘(元) EPS (NT\$(a))	1.09		3.09		(2.00)	-65%	1.99		(0.90)	-45%

合併綜合損益表摘要 (YTD) Consolidated Statement of Comprehensive Income (YTD)

單位：新台幣仟元

Unit : NT\$ Thousand

	2025 Q1~Q2		2024 Q1~Q2		YTD YoY	
	amt	g%	amt	g%	amt	g%
銷貨淨額 Net Sales	679,522	100%	958,966	100%	(279,444)	-29%
營業成本 Cost of Goods Sold	(438,214)		(604,498)		166,284	-28%
營業毛利 Gross Margin	241,308	35%	354,468	37%	(113,160)	-2 pts
營業費用 Operating Expenses	(118,206)	-17%	(147,438)	-15%	29,232	-20%
營業淨利 Operating Income	123,102	18%	207,030	22%	(83,928)	-4 pts
營業外收入及支出 Net non-operating Income	(7,877)		16,854		(24,731)	-147%
稅前純益 Profit (Loss) before Tax	115,225	17%	223,884	24%	(108,659)	-49%
稅後純益 Net Income	87,889	13%	178,688	19%	(90,799)	-6 pts
歸屬於母公司本期淨利(損) Net Income attributable to Topview	88,601	13%	175,465	18%	(86,864)	-50%
基本每股盈餘(元) EPS (NT\$(a))	3.08		6.10		-3.02	-50%

合併資產負債表摘要 Consolidated Balance Sheet Highlights

單位：新台幣仟元

Unit：NT\$ Thousand


	2025.06.30		2025.03.31		QoQ		2024.06.30		YoY	
	amt	g%	amt	g%	amt	g%	amt	g%	amt	g%
現金及約當現金 Cash and Equivalents	374,089	17%	385,465	18%	(11,376)	-3%	431,266	19%	(57,177)	-13%
應收帳款 Accounts Receivable	325,498	15%	353,227	16%	(27,729)	-8%	549,356	24%	(223,858)	-41%
存貨 Inventory	297,670	14%	250,753	12%	46,917	19%	325,440	14%	(27,770)	-9%
不動產、廠房及設備 Property, Plant and Equipment	746,338	34%	749,177	35%	(2,839)	0%	751,369	33%	(5,031)	-1%
資產總計 Total Assests	2,192,605	100%	2,169,484	100%	23,121	1%	2,295,702	100%	(103,097)	-4%
流動負債 Current Liabilities	657,127	30%	658,792	30%	(1,665)	0%	699,088	30%	(41,961)	-6%
非流動負債 Non-current Liabilities	17,113	1%	18,932	1%	(1,819)	-10%	126,860	6%	(109,747)	-87%
權益總計 Equity	1,518,365	69%	1,491,760	69%	26,605	2%	1,469,754	64%	48,611	3%
每股淨值(元) Net Worth/Share(NT\$)	51.71		50.68				50.07			
每股淨值以流通在外股數計算(千股) Net worth per share was calculated based on total outstanding shares (thousand shares)	28,750		28,750				28,750			

重要財務指標 Key Financial Ratios

	2025.06.30	2025.03.31	QoQ	2024.06.30	YoY
應收帳款週轉天數 AR Turnover (Days)	88	88	+0	86	+2
存貨週轉天數 Inventory Turnover (Days)	108	97	+11	97	+11
應付帳款週轉天數 AP Turnover (Days)	83	78	+5	72	+11
營運資金週轉天數 Cash Conversion Cycle (Days)	113	107	+6	111	+2
流動比率 Current ratio	196%	192%	+4 pts	197%	-1 pts
金融負債比率 Fin.Debt(a) / Total Assets	2%	2%	+0 pts	6%	-4 pts

營運概況與未來展望

Business Update and Outlook



短期發展計畫 - 生產技術升級與自動化

Recent Plans - Manufacturing Technology Upgrades and Automation



A

導入AI影像檢測技術：

透過AI自動檢測焊接缺陷與生產異常，提高產品良率。

Implementation of AI Image Inspection Technology:

Automatically detect welding defects and production anomalies to improve production yield rates.

B

進一步推動智能工廠（Industry 4.0）：

建置智能料架、點料機、智慧排程系統，提高生產效率。

Completing Smart Factory (Industry 4.0):

Construct intelligent material racks, component counting machines, and smart scheduling systems to enhance production efficiency.

短期發展計畫 - 加強北美與歐洲區域系統整合商客戶開發

Recent Plans - Develop the new regional system integrator customers in North America and Europe.

A

拓展SI（系統整合商）與AV（影音設備商）客戶

Develop System Integrators (SI) and Audio-Visual (AV) equipment integrators.

B

藉由NDAA與TAA認證監控解決方案，提升與企業、政府專案的合作機會。

Taking the NDAA and TAA compliance to provide surveillance solution to niche vertical market practitioners.



短期發展計畫 - AI產品與複合式感測整合發展

Recent Plans - Develop multi-sensors fusion with AI analytic

A

高解析AI Gateway量產

Lunch high-resolution AI gateway develop and lunch.

B

5G無線監控解決方案：

與5G供應商合作，開發適用於智慧城市與工業監控的無線監控產品。

5G Wireless Surveillance Solutions:

Collaborate with 5G providers to develop wireless surveillance products for smart city and industrial monitoring applications.

C

AIoT 監控產品：

發展多感測器攝影機（Lidar + Camera）、熱成像AI分析系統。

AIoT Surveillance Products:

Develop multi-sensor cameras (Lidar + Camera) and thermal imaging AI analytics systems.




長期發展計畫 - 擴大智慧物聯 (AIoT) 市場布局

Long-Term Plans - Expanding AIoT (Artificial Intelligence of Things) Market Presence

A

發展Access Control (門禁系統) 整合，提供完整安控解決方案。

Developing AIoT (Artificial Intelligence of Things) solution to provide high integrability Access Control systems



B

開發AI Edge Computing影像分析技術，提高攝影機端的運算能力。

Develop AI Edge Computing video analytics to enhance on-camera processing capabilities.

C

與VMS (影片管理系統) 夥伴合作，優化AI分析功能，強化企業級監控市場競爭力。

Partner with Video Management System (VMS) providers to optimize AI analytics features, strengthening competitiveness in the enterprise surveillance market.

長期發展計畫 - 持續加強智慧製造與自動化

Long-Term Plans - Continued completing Automation as Smart Manufacturing



A

導入產線AI排程系統，提高生產效率與精準度。
Implement AI-powered production scheduling systems to improve manufacturing efficiency and accuracy.

B

建構戰情室看板（Smart Dashboard），即時監控生產與營運數據，提高決策效率。
Build Smart Dashboard war rooms for real-time monitoring of production and operational data, enhancing decision-making efficiency.

長期發展計畫 - ESG永續發展

Long-Term Plans - Continuously improve ESG work



推動碳中和策略，發展綠色供應鏈與低碳製造，吸引ESG高度要求的客戶。

Promote carbon neutrality strategies, construct green supply chains, and adopt low-carbon manufacturing to attract customers with high requirements in ESG.



線上提問





*Thank You
for Your Attention*